



**I Application**

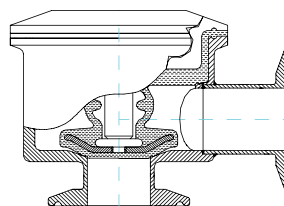
The Pharmavalve is a radial diaphragm valve, manually or pneumatically operated, specially designed for critical processes where any contamination, dead leg zones or leakage are to be avoided. Thus, the valve is suitable for hygienic and aseptic processes in the pharmaceutical and bio-pharmaceutical industries as well as in clean rooms.

**I Operating principle**

The Pharmavalve combines the features of the traditional piston valves (manually or automatically actuated) with the aseptic safety of the common diaphragm valves.

Due to the axial movement of the piston, the diaphragm gets closer to the body closing or opening the valve. The valve piston is housed inside the diaphragm.

The diaphragm provides double sealing of the valve that makes it more hygienic and safer.



**I Design and features**

Hygienic design according to the EHEDG specifications.

Completely drainable.

Zero dead leg design.

Easy cleaning.

Easy assembling/disassembling and replacement

of the diaphragm (bonnet and actuator are connected by clamp).

Long diaphragm durability.

Easy manifolding.

Traceability of the components.

Suitable for CIP/SIP processes.

Standard connections: Clamp OD.



**I Materials**

Parts in contact with the product  
Diaphragm

Internal surface finish  
External surface finish

AISI 316L

Silicone (components according to FDA177.2600  
and USP class VI)

mirror polish, Ra≤0,5µm  
satin



**I Options**

- Pneumatic actuator: single acting (normally closed) or double acting.
- PTFE (except 1/2" size) or silicone diaphragm.
- Different body configurations.
- Tank bottom valve.
- One or two proximity switches.
- Control by external solenoid valves.
- Butt welding connections (inches).
- Material and surface finish certificates.

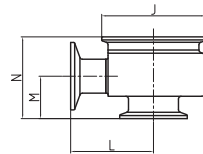


**I Technical specifications**

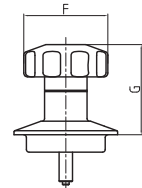
Available sizes	DN 1/2", DN 1", DN 1 1/2"	
Max. working temperature	+135 °C (Silicone)	275 °F
	+140 °C (SIP, max. 30 min)	284 °F
Max. working pressure	7 bar	102 PSI
Actuator compressed air	recommended 6 bar (min. 4 bar)	87 PSI (min. 58 PSI)

**I Dimensions**

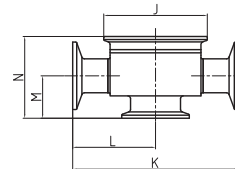
		1/2"	1"	1 1/2"
<b>Manual actuator</b>	F	ø55	ø63	ø63
	G	45-56	65-72	64-74
<b>Pneumatic actuator</b>	H	ø42	ø77,5	ø94,5
	I	60	69	90
<b>Bodies</b>	J	TC50,5	TC77,5	TC77,5
	K	82	124	124
	L	41	62	62
	M	19,5	32	37,5
	N	36,5	61,2	67,2
	O	ø50	ø79	ø100
	P	47	104	120
	Q	25	28,5	52
	R	60	95,5	121,7
	T	94	208	240
<b>Diaphragm Silicone/EPDM</b>	U	35	67	69,7
	AF	ø50,5	ø77,5	ø77,5
	AG	31	50	57
	AH	13,5	20,5	15



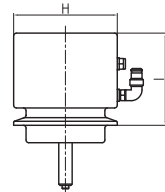
L-shape valve body  
Clamp connections



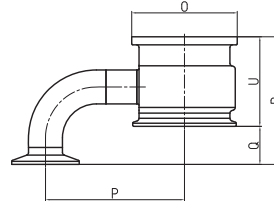
Manual actuator



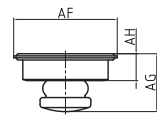
T-shape valve body  
Clamp connections



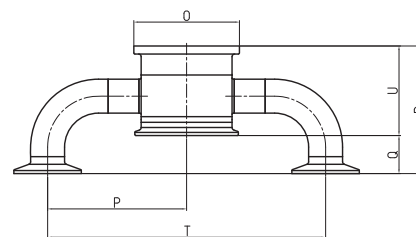
Pneumatic actuator



Tank bottom valve body  
Clamp connections



Diaphragm



Double tank bottom valve body  
Clamp connections

